



SPECIFICATIONS AS690e

DESCRIPTION

A bi-amplified (passive mid/high crossover) or tri-amplified 3-way full range system in a trapezoidal enclosure. Includes 2x 12-in woofers (separated vertically), a horn-loaded 10-in MF cone with Radial Phase Plug™ and a 1.4-in exit/2.5-in voice coil HF neodymium compression driver on a 90° x 45° constant directivity horn.

APPLICATION

The AS690e is engineered for use in permanent installations. Optimized subsections provide excellent full range frequency response in a medium format enclosure. Includes comprehensive 3/8"-16 mounting/suspension points. Six year warranty.

Applications include:

Stadiums Arenas
 Performing Arts Centers Houses of Worship

PERFORMANCE

Frequency Response (Hz)	
±3 dB	67 Hz to 15 kHz
-10 dB	50 Hz

Axial Sensitivity (dB SPL, 1 Watt @ 1m)	
Passive MF/HF	107
LF	102
MF	109
HF	109

Impedance (Ohms)	
Passive MF/HF	8
LF	4
MF	8
HF	8

Power Handling (Watts, Continuous)	
Passive MF/HF	450
LF	800
MF	400
HF	125

Recommended High-Pass Frequency	
24 dB/Octave	40 Hz

Calculated Maximum Output (dB SPL @ 1m)	
Passive MF/HF Peak	139
LF Peak	137
MF Peak	141
HF Peak	136
Passive MF/HF Long term	133
LF Long Term	131
MF Long term	135
HF Long Term	130



Nominal Coverage Angle/-6 dB points (degrees)	
Horizontal	90
Vertical	45

PHYSICAL

Product Group	I	
System Configuration	3-way, full range	
Powering Configuration(s)	Bi-amplified (passive MF/HF crossover) or tri-amplified	
LF Subsystem & Loading	2x 12-in, vented	
MF Subsystem & Loading	1x 10-in cone, Radial Phase Plug™/ horn-loaded	
HF Subsystem & Loading	1x 1.4-in exit/2.5-in voice coil neodymium compression driver on constant directivity horn	
Cabinet Type (shape)	Trapezoidal	
Enclosure Materials	Exterior grade Baltic birch plywood	
Finish	Wear-resistant textured black paint	
Connectors	2x 6-Contact terminal barrier strip, jumpers used for powering configuration	
Suspension Hardware	(18) 3/8"-16 threaded mounting/suspension points (4 each on top, bottom and sides, 2 on back)	
Grille	Powder coated perforated steel	
Dimensions	inches	millimeters
	Height	36.0 914
	Width (Front)	24.6 626
	Width (Rear)	12.3 312
	Depth	23.0 584
	Trapezoid Angle	15 degrees per side

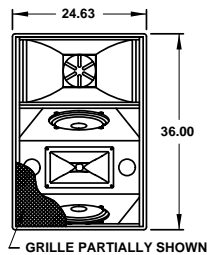




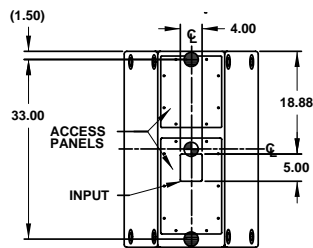
SPECIFICATIONS AS690e

DIMENSIONAL DRAWING

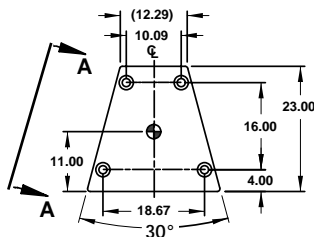
- ⊙ INDICATES MOUNTING POINT, 3/8-16 THREADED HOLE (PI ANGLE).
- INDICATES MOUNTING POINT, 3/8-16 THREADED HOLE (NUT PLATE).
- ⊕ SYMBOL INDICATES CENTER OF BALANCE



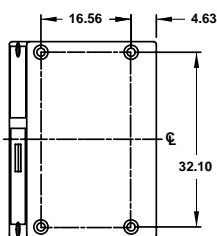
FRONT



BACK



TOP/BOTTOM



SIDE VIEW (VIEW A-A)
DIMENSIONS APPLY TO BOTH SIDES

509133 (0)
5/10/01

Manufacturing tolerances are +/- 0.13 and +/- 1°

A & E SPECIFICATIONS

The bi-amplified or tri-amplified 3-way full range loudspeaker system shall incorporate 2x 12-in LF vented transducers, a horn-loaded 10-in MF cone with Radial Phase Plug™ and a 1.4-in exit/2.5-in voice coil HF neodymium compression driver.

The LF drivers shall be mounted in slanted baffles and separated vertically. The MF driver shall be loaded into a midrange horn constructed of 1/8-in birch plywood backed with high density polyurethane foam. The HF driver shall be loaded on a constant directivity horn with a nominal coverage pattern of 90° (h) x 45° (v). An internal passive filter network shall provide fourth order acoustical crossover and system equalization between the MF and HF subsystems.

System frequency response shall vary no more than ±3 dB from 67 Hz to 15 kHz measured on axis. The mid/high section shall produce a Sound Pressure Level (SPL) of 107 dB SPL on axis at 1 meter with a power input of 1 Watt, and shall be capable of producing a peak output of 139 dB SPL on axis at 1 meter. The low frequency section shall produce a Sound Pressure Level (SPL) of 102 dB SPL on axis at 1 meter with a power input of 1 Watt, and shall be capable of producing a peak output of 137 dB SPL on axis at 1 meter. The mid frequency section shall produce a Sound Pressure Level (SPL) of 109 dB SPL on axis at 1 meter with a power input of 1 Watt, and shall be capable of producing a peak output of 141 dB SPL on axis at 1 meter. The high frequency section shall produce a Sound Pressure Level (SPL) of 109 dB SPL on axis at 1 meter with a power input of 1 Watt, and shall be capable of producing a peak output of 136 dB SPL on axis at 1 meter. The mid/high section shall handle 450 Watts of amplifier power (continuous) and shall have a nominal impedance of 8 Ohms. The low frequency section shall handle 800 Watts of amplifier power (continuous) and shall have a nominal impedance of 4 Ohms. The mid frequency section shall handle 400 Watts of amplifier power (continuous) and shall have a nominal impedance of 8 Ohms. The high frequency section shall handle 125 Watts of amplifier power (continuous) and shall have a nominal impedance of 8 Ohms.

The loudspeaker enclosure shall be trapezoidal in shape. It shall be constructed of multi-ply, void-free, cross-grain-laminated, exterior grade, Baltic birch plywood and shall employ extensive internal bracing. It shall be finished in wear-resistant textured black paint. Input connectors shall be 2x 6-Contact terminal barrier strips, jumpers used for powering configuration. Eighteen (18) 3/8"-16 threaded mounting/suspension points (4 each on top, bottom and sides, 2 on back) shall be provided. The front of the loudspeaker shall be covered with a powder coated perforated steel grille.

The bi-amplified or tri-amplified 3-way full range loudspeaker shall be the EAW model AS690e.

Weights	pounds	kilograms
Net Weight	169	76.0
Shipping Weight	184	83.7

