

ARRI ^{ARRI}
JUNIOR



ARRI JUNIOR

The ARRI Junior series is ideal for use where tungsten fresnel spotlights with compact size, high efficiency, and light weight are the preferred option. Especially for the smaller studio where space - particularly height is at a premium. The classic ARRI construction of rust resistant extruded and die cast aluminium maximizes body strength whilst making the lampheads easily transportable. Despite their small size, short focal length lenses with wider angles give more light output and better distribution over the full beam area.

All heads are manufactured in accordance with European safety requirements and are easily accessible for maintenance purposes. This, combined with ARRI's Working Together guarantee programme, makes the Junior series the professional's choice of lighting tool.

All models are available for manual operation, with pole operation now available as an option on the 650 - 5000W versions.

The newest addition to the family is the tiny Junior 150W, supplied complete with in-line dimmer.

This lamphead is almost half the weight of the next-in-range Junior 300W and almost one third smaller.

- Compact, lightweight construction
- 150W, 300W, 650W, 1, 2 and 5kW versions
- Manual or pole-operated versions (650W - 5kW)
- Excellent optical performance
- Corrosion-resistant aluminium construction for outside use
- Easy service access
- Also available in black

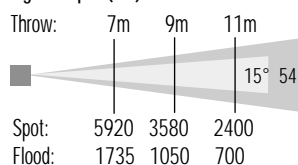


ARRI 5000W

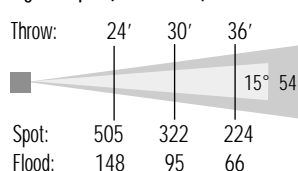
Manual L0.79350.B
 Size (mm): 575H x 370W x 368L
 Weight (kg): 12.5
 (Head only)

Pole Operated L0.79350.I
 Size (mm): 575H x 460W x 368L
 Weight (kg): 15
 Bulb: 5000W CP85
 Base: G38
 Lens Size (mm): 250

Light Output (lux)*



Light Output (foot candles)



4-leaf Barndoor L2.80950.0



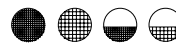
8-leaf Barndoor L2.80960.0



Diffuser Frame L2.80970.0



Scrim Set L9.80980.M



Snoot L2.80975.0



Outrig Diffuser Frame L2.80990.0



Universal Steel Stand LS.5



Operating Pole 0.95m - 2.5m LS.428-2.5
 1.40m - 4.0m LS.428-40

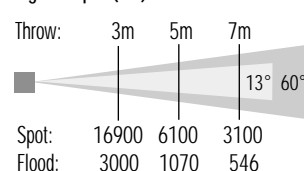


ARRI 2000W

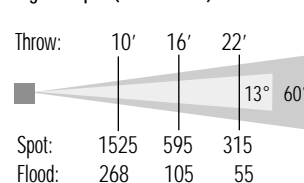
Manual L0.81250.B
 Size (mm): 375H x 282W x 260L
 Weight (kg): 6

Pole Operated L0.81250.I
 Size (mm): 375H x 305W x 260L
 Weight (kg): 7.5
 Bulb: CP41 2kW
 mono plane 220V
 Base: G38
 Lens Size (mm): 175

Light Output (lux)*



Light Output (foot candles)



4-leaf Barndoor L2.79870.0



8-leaf Barndoor L2.79900.0



Diffuser Frame L2.79890.0



Scrim Set L9.79860.M



Snoot L2.79880.0



Cine Stand LS.4



Operating Pole 0.95m - 2.5m LS.428-2.5
 1.40m - 4.0m LS.428-40



ARRI JUNIOR

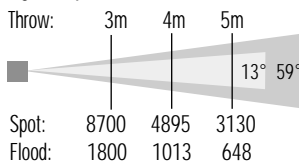


ARRI 1000 PLUS

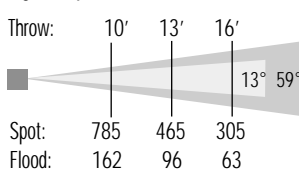
Manual LO.79610.B
 With 240V Lamp LO.79610.Z
 Size (mm): 250H x 220W x 220L
 Weight (kg): 4.5

Pole-Operation LO.79610.I
 Size (mm): 250H x 220W x 220L
 Weight (kg): 4.5
 Bulb: 1000W CP71
 Base: G22
 Lens Size (mm): 130

Light Output (lux)*



Light Output (foot candles)



4-leaf Barndoor L2.79670.0



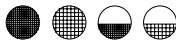
8-leaf Barndoor L2.79700.0



Diffuser Frame L2.79690.0



Scrim Set L9.79660.M



Variable Snoot L2.79680.0



Large kit stand LS.3



Operating Pole
 0.95m - 2.5m LS.428-2.5
 1.40m - 4.0m LS.428-40

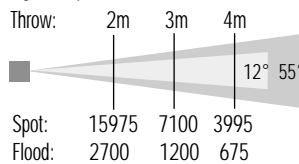


ARRI 650 PLUS

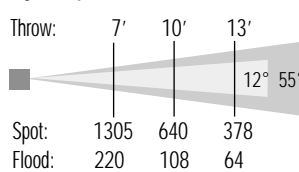
Manual LO.79400.B
 With 240V Lamp LO.79400.Z
 Size (mm): 200H x 180W x 170L
 Weight (kg): 2.7

Pole-Operation LO.79400.I
 Size (mm): 190H x 180W x 230L
 Weight (kg): 5
 Bulb: 650W CP89
 Base: GY9.5
 Lens Size (mm): 112

Light Output (lux)*



Light Output (foot candles)



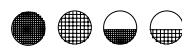
4-leaf Barndoor L2.79470.0



Diffuser Frame L2.79490.0



Scrim Set L2.79460.M



Variable Snoot L2.79480.0



Medium kit stand LS.2



Operating Pole
 0.95m - 2.5m LS.428-2.5
 1.40m - 4.0m LS.428-40

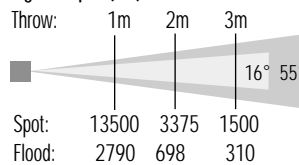


ARRI 300 PLUS

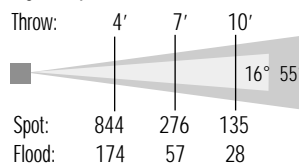
Manual LO.79200.B
 With 240V Lamp LO.79200.Z
 Size (mm): 170H x 150W x 140L
 Weight (kg): 1.5

Bulb: 300W CP81
 Base: GY9.5
 Lens Size (mm): 80

Light Output (lux)*



Light Output (foot candles)



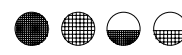
4-leaf Barndoor L2.79170.0



Diffuser Frame L2.79190.0



Scrim Set L2.79160.M



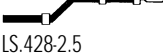
Variable Snoot L2.79180.0



Small kit stand LS.1



Operating Pole
 0.95m - 2.5m LS.428-2.5
 1.40m - 4.0m LS.428-40

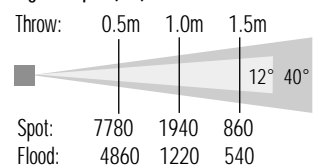


ARRI 150

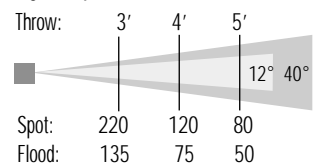
Manual LO.79360.E
 With 240V Lamp LO.79360.Z
 Size (mm): 112H x 80W x 122L
 Weight (kg): 0.8

Bulb: 150W A1/248
 Base: GX6.35
 Lens Size (mm): 50

Light Output (lux)*



Light Output (foot candles)



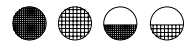
4-leaf Barndoor L2.79380.0



Diffuser Frame L2.79395.0



Scrim Set L2.73466.0



Variable Snoot L2.79390.0



Small kit stand LS.1



Operating Pole
 0.95m - 2.5m LS.428-2.5
 1.40m - 4.0m LS.428-40



All heads come complete with 4 x leaf barndoor and diffuser frame

*1000 lux gives correct exposure for 200ASA film with aperture f4 at 24fps
 In order to maintain the highest possible standards, ARRI (GB) Ltd reserves the right to alter specifications without notice

